



IV COMMONWEALTH CHAMPIONSHIPS
Belfast 2008

Bulletin No. 2



26th September 2008

IV Commonwealth Tenpin Bowling Championships – Bulletin 2

This bulletin contains the following:

1. Proposed Schedule
2. Travel Visas
3. Photographs - Entry Cards, Website
4. Flags & National Anthems
5. Various Fees
6. Championship Oil Patterns – Long & Short
7. Ball Procedure
8. Official IV Commonwealth Championships Polo Shirts
9. Forms and Deadlines

We look forward to welcoming your bowlers, officials and supporters to the IV Commonwealth Tenpin Bowling Championships, Belfast 2008! If you have any further questions or require additional information please do not hesitate to contact us.

William Beattie
President
Northern Ireland Tenpin Bowling Federation
Email: billy.beattie@nitbf.org.uk
Phone: +44 (0)2891 873742

Karen Payne
Secretary
Northern Ireland Tenpin Bowling Federation
Email: karen.payne@nitbf.org.uk
Phone: +44 (0)2890 484781

IV Commonwealth Tenpin Bowling Championships, Belfast 2008 Proposed Schedule			
Saturday 22 nd November	All Day	Latest day of arrival for competitors	
Sunday 23 rd November	08:00 – 09:15 09:30 – 10:30 10:30 – 12:00 12:00 – 13:00 13:00 – 14:30 15:00	Team Manager Meeting Lane Maintenance Official Practice / Ball Registration Lane Maintenance Official Practice / Ball Registration Opening & Welcoming Ceremony	Hotel Long Oil Short Oil Bowl
Monday 24 th November	09:00 – 10:00 10:00 – 13:00 13:00 – 14:00 14:00 – 17:00	Lane Maintenance Men's Singles (6 games) Lane Maintenance Ladies Singles (6 games)	Long Oil Long Oil
Tuesday 25 th November	09:00 – 10:00 10:00 – 13:00 13:00 – 14:00 13:30 14:00 – 17:00	Lane Maintenance Ladies Doubles (6 games) Lane Maintenance Singles Medal Presentation Men's Doubles (6 games)	Short Oil Short Oil
Wednesday 26 th November	09:00 – 10:00 10:00 – 13:00 13:00 – 14:00 13:30 14:00 – 17:00 19:00 – 22:00	Lane Maintenance Mixed Doubles – Squad A (6 games) Lane Maintenance Doubles Medal Presentation Mixed Doubles – Squad B (6 games) TBC	Long Oil Long Oil TBA
Thursday 27 th November	09:00 – 10:00 10:00 – 13:00 13:00 – 14:00 13:30 14:00 – 17:00 17:30	Lane Maintenance Team Event (3 games) Lane Maintenance Mixed Doubles Medal Presentation Team Event (3 games) Team Event Medal Presentation	Short Oil Long Oil
Friday 28 th November	09:00 – 10:00 10:00 – 12:30 12:30 – 13:30 13:30 – 16:00 18:00 – 20:00	Lane Maintenance Masters – Men (6 games) Lane Maintenance Masters – Ladies (6 games) CTBF Congress	Short Oil Short Oil Hotel
Saturday 29 th November	08:00 – 09:00 09:00 – 11:30 11:30 – 12:30 12:30 – 15:00 15:00 – 15:30 15:30 – 17:30 19:30 – Late	Lane Maintenance Masters – Ladies (6 games) Lane Maintenance Masters – Men (6 games) Lane Maintenance Step Ladder Finals (Ladies & Men) Masters Medal Presentation & Victory Banquet	Long Oil Long Oil Hotel
Sunday 30 th November	All Day	Departure	

2. Travel Visas

We have checked a newly updated list from the UK Department of Foreign Affairs and found that visa is demanded for entrances for the following federations:

India

Pakistan

In case of any doubt, we recommend you to contact the British embassy or consular in your country and ask for the demands and the application procedure.

If any event invitations are required to obtain your visa please contact Karen Payne

(karen.payne@nitbf.org.uk)

3. Photographs - Entry Cards, Website

We require photographs of each player and delegate from each participating nation for the official Entry Cards and for use on the official website.

We ask that each nation sends these photos as soon as possible. Please send the photos to

grant.dugan@nitbf.org.uk

4. Flags & National Anthems

We kindly request all federations / countries to bring 2 national flags with them, each measuring approximately 1x2 meters (3x5 feet). We also request each federation / country bring one CD containing its national anthem.

5. Various Fees

The following fees will apply for the IV Commonwealth Tenpin Bowling Championships. The fees are expressed in Pounds Sterling. £1 (Pound Sterling) is approximately 1.22 Euro € - at present.

Entry Fee

The IV Commonwealth Tenpin Bowling Championships 2008 Entry Fee is £85.00 (Includes £5 delegation fee to the CTBF).

This fee is payable for all members of the official delegations.

Supporters Fee

The IV Commonwealth Tenpin Bowling Championships 2008 Supporters Fee is £45.00 (Includes £5 delegation fee to the CTBF).

This fee is for additional guests arriving with the teams. The fee covers full bus service from official hotel and entrance to the centre and the farewell banquet.

Pre-payment of fees

All fees must be pre-paid and should now be paid as soon as possible.



Payment should be made to the following*:

Ulster Bank
1-2 Kings Square
Kings Road
Belfast
BT5 7EA
Northern Ireland

Account Number: 50945180

Sort Code: 98 01 25

IBAN Code: GB52 ULSB 9801 2550 9451 80

BIC Number: ULSB GB 2B

*Please note that all bank charges should also be paid.

Postal address for Pounds Sterling cheques only (made payable to the NITBF):

Karen Payne
NITBF Secretary
13 Wanstead Road
Dundonald
Belfast
BT16 2EJ
Northern Ireland



6. Championship Oil Patterns

Two patterns will be used for the event, one long and one short. These have been selected from the Kegel Navigation series.

Short Oil (35ft) – Boardwalk (2435)

Long Oil (45ft) – Route 66 (4345)

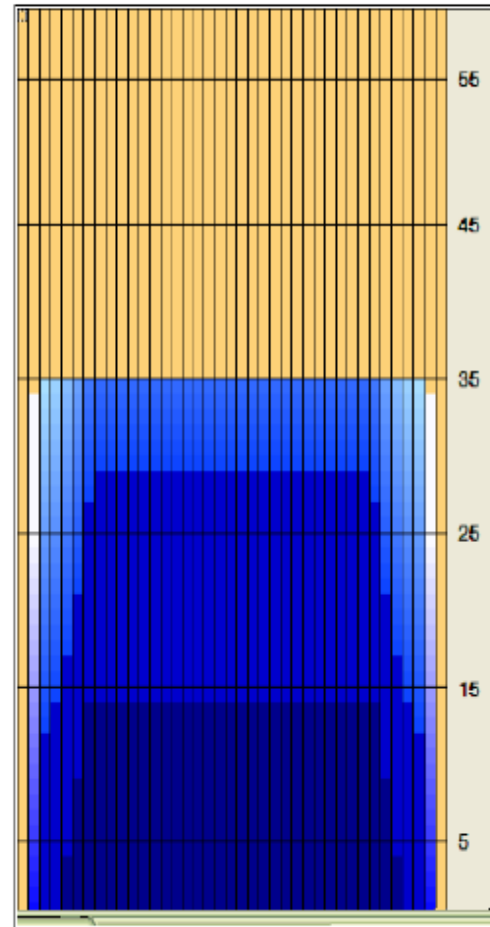
Lane equipment and chemicals supplied by Kegel and Bowltech UK Ltd.

The Technical Bulletin issued by Ross Gibson (Official Technical Delegate) is available to download from www.ctbc2008.com



BOARDWALK 2435

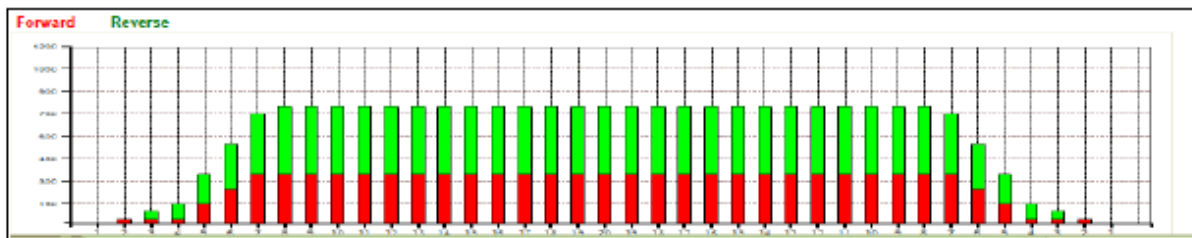
Forward Oil
Reverse Oil
Combined Oil
Buff Area



The charts on this page are generated by Kegel's KOSI software from the lane machine program sheet.

The **OVERHEAD CHART** on the right shows where the conditioner is applied on both the forward and reverse screens. The gradient area is a calculation of how the conditioner might bleed off the buffer brush.

The **COMPOSITE GRAPH** below shows the total amount of conditioner applied to every board. A good way to think about this graph is to envision all the conditioner on the lane being pushed back to the foul line. Once all the conditioner is stacked up, this is what it would look like.





BOARDWALK 2435

Kegel Sanction Technology™ Lane Machine Settings

Oil per Board (Pump Setting): 50 µL

Pattern Distance: 35 feet

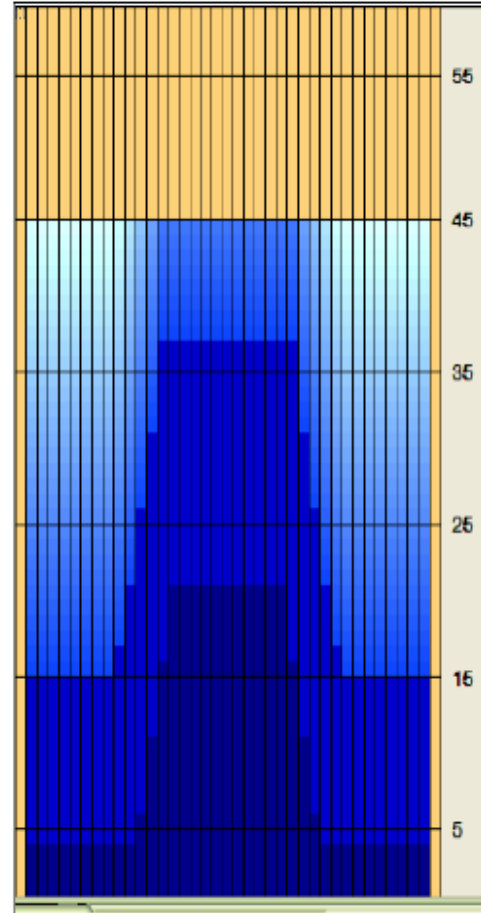
Forward Settings										
Screen #	Left End of Stream	Right End of Stream	# Loads or Streams	Travel Speed (in/sec)	Beginning Distance of Load (feet)	Ending Distance of Load (feet)	# Boards Crossed per Load	Total Boards Crossed	Total Volume of Oil (µL)	
01F	2	2	1	14.00	0.00	0.00	37	37	1850	
02F	5	5	2	14.00	0.00	3.90	31	62	3100	
03F	6	6	2	18.00	3.90	9.00	29	58	2900	
04F	7	7	2	18.00	9.00	14.10	27	54	2700	
05F	2	2	0	22.00	14.10	26.00				
06F	2	2	0	26.00	26.00	35.00				
07F										
08F										
09F										
Forward Buff Screens: 2			Forward # Boards Crossed Volume mL					211	10.55	
Reverse Settings										
Screen #	Left End of Stream	Right End of Stream	# Loads or Streams	Travel Speed (in/sec)	Beginning Distance of Load (feet)	Ending Distance of Load (feet)	# Boards Crossed per Load	Total Boards Crossed	Total Volume of Oil (µL)	
01R	2	2	0	30.00		28.00				
02R	8	8	1	18.00	28.00	25.50	25	25	1250	
03R	7	7	2	18.00	25.50	20.40	27	54	2700	
04R	6	6	2	14.00	20.40	16.50	29	58	2900	
05R	5	5	2	14.00	16.50	12.60	31	62	3100	
06R	4	4	1	14.00	12.60	10.70	33	33	1650	
07R	3	3	1	14.00	10.70	8.80	35	35	1750	
08R	2	2	0	14.00	8.80	0.00				
09R										
			Reverse # Boards Crossed Volume mL					267	13.35	
			Forward plus Reverse Boards Crossed Volume mL					478	23.90	





ROUTE 66 4345

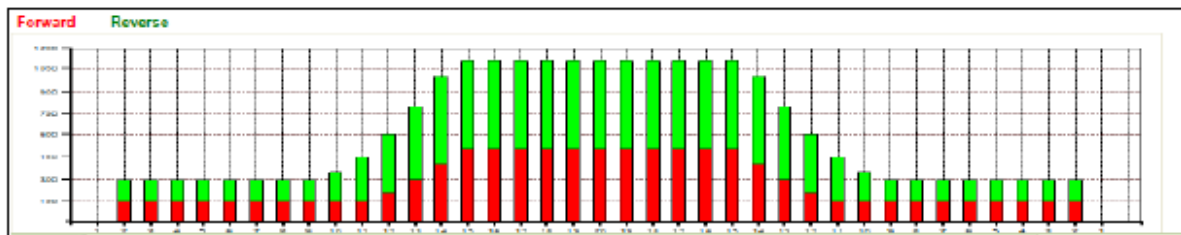
Forward Oil
Reverse Oil
Combined Oil
Buff Area



The charts on this page are generated by Kegel's KOSI software from the lane machine program sheet.

The **OVERHEAD CHART** on the right shows where the conditioner is applied on both the forward and reverse screens. The gradient area is a calculation of how the conditioner might bleed off the buffer brush.

The **COMPOSITE GRAPH** below shows the total amount of conditioner applied to every board. A good way to think about this graph is to envision all the conditioner on the lane being pushed back to the foul line. Once all the conditioner is stacked up, this is what it would look like.





ROUTE 66 4345

Kegel Sanction Technology™ Lane Machine Settings

Oil per Board (Pump Setting): 50 µL

Pattern Distance: 45 feet

Forward Settings										
Screen #	Left End of Stream	Right End of Stream	# Loads or Streams	Travel Speed (In/sec)	Beginning Distance of Load (feet)	Ending Distance of Load (feet)	# Boards Crossed per Load	Total Boards Crossed	Total Volume of Oil (µL)	
01F	2	2	3	14.00	0.00	3.90	37	111	5550	
02F	12	12	1	14.00	3.90	5.80	17	17	850	
03F	13	13	2	18.00	5.80	10.90	15	30	1500	
04F	14	14	2	18.00	10.90	16.00	13	26	1300	
05F	15	15	2	18.00	16.00	21.10	11	22	1100	
06F	2	2	0	18.00	21.10	26.00				
07F	2	2	0	26.00	26.00	36.00				
08F	2	2	0	30.00	36.00	45.00				
09F										
Forward Buff Screens: 3			Forward # Boards Crossed Volume mL					206	10.30	
Reverse Settings										
Screen #	Left End of Stream	Right End of Stream	# Loads or Streams	Travel Speed (In/sec)	Beginning Distance of Load (feet)	Ending Distance of Load (feet)	# Boards Crossed per Load	Total Boards Crossed	Total Volume of Oil (µL)	
01R	2	2	0	30.00		36.00				
02R	14	14	2	22.00	36.00	29.80	13	26	1300	
03R	13	13	2	18.00	29.80	24.70	15	30	1500	
04R	12	12	2	18.00	24.70	19.60	17	34	1700	
05R	11	11	2	14.00	19.60	15.70	19	38	1900	
06R	10	10	1	14.00	15.70	13.80	21	21	1050	
07R	2	2	3	14.00	13.80	7.90	37	111	5550	
08R	2	2	0	14.00	7.90	0.00				
09R										
Reverse # Boards Crossed Volume mL							260	13.00		
Forward plus Reverse Boards Crossed Volume mL							466	23.30		



7. Ball Procedure

Only bowling balls that are included in the USBC Approved Bowling Ball list may be used in competition. The official list of approved bowling balls is published on the Internet website www.bowl.com.

Bowling balls manufactured prior to 1991 cannot be found on the USBC Approved Bowling Ball list. However, the Championship Committee may accept such bowling balls to be used during the championship if it is proven that they were produced prior to 1991.

Altering the surface of bowling balls is permitted in a designated area during the Official Practice, during the practice immediately preceding a block of games, and between the blocks of games. It is not allowed during any block of games. Each step in the finals is considered as a block of games.

Any cloth towel that is non-abrasive, and contains no chemical additives that would modify the surface finish of the ball, will be acceptable for use during competition to clean the surface of the bowling ball. Acceptable cleaners, which are products meant to clean the ball surface without changing the surface roughness, may be used. Polishes, which contain solids or abrasives and are designed to change the surface roughness of a bowling ball (the same as abrasives such as sandpaper and Scotch Brite pads), are not allowed to be used during competition, but only before or after any block of games; the list of acceptable and not acceptable ball cleaners and polishes is published on the Internet website www.bowl.com.

Prior to the start of the Official Practice the bowling balls to be used during competition shall be registered.

Immediately following the Official Practice the ball registration list for each player shall be modified only to include the bowling balls to be used during the championship events. Each player will be permitted to have maximum 6 bowling balls registered. No replacements or additions will be allowed once the first event has started, and no modifications of a bowling ball shall be permitted apart from the altering of the surface as described above. In very special circumstances the Championship Committee may allow a replacement of a registered bowling ball once the first event has started.

Random checks of the bowling balls used in competition will be performed during the squads at the discretion of the Championship Committee.

8. Official IV Commonwealth Championships Polo Shirts

A limited number of official IV Commonwealth Championships polo shirts will be available to purchase during the event. The cost of each polo shirt will be £20, sizes available S – XXL.



As there are only a limited number of these shirts available anyone wishing to purchase a shirt is recommended to place a pre-order. Pre-orders can be placed with Allen Sinton (allen.sinton@nitbf.org.uk)

9. Forms and Deadlines*

The following forms should have now been completed and returned:

Form A: CTBC 2008 Entry Form

Form B: Hotel Form

Form C: Room List with Names

Form D: Arrival and Departure

Form E: Names of Delegation & Guests

If any of the above have not been completed and returned please do so as soon as possible.

Attached to this bulletin are the following forms which should also be completed and returned as soon as possible.

Form F: Press Accreditation, Deadline – 31st October 2008

Form G: Bowler's Information, Deadline – 31st October 2008

Form H: Ball Registration, Deadline – At Ball Registration

*All completed forms should be returned to Karen Payne (NITBF Secretary) via email at

karen.payne@nitbf.org.uk

Form F: Press Accreditation

Please send completed form to karen.payne@nitbf.org.uk

Registration Information	
Federation (if any)	
Name	
Newspaper/Magazine	

Equipment Needs in the Press Room		
Using one stationary pc	Yes <input type="checkbox"/>	No <input type="checkbox"/>
Using Internet from the stationary pc	Yes <input type="checkbox"/>	No <input type="checkbox"/>
Need of print outs	Yes <input type="checkbox"/>	No <input type="checkbox"/>
Using a laptop	Yes <input type="checkbox"/>	No <input type="checkbox"/>
Using a modem from the laptop	Yes <input type="checkbox"/>	No <input type="checkbox"/>
Internet Connection (Ethernet/Wireless)		
Need of a stationary phone	Yes <input type="checkbox"/>	No <input type="checkbox"/>
Need of a fax	Yes <input type="checkbox"/>	No <input type="checkbox"/>

DEADLINE FOR THIS FORM IS 31st OCTOBER 2008

Form G: Bowler's Information

Please send completed form to karen.payne@nitbf.org.uk

Please complete a form for each player on your team, a passport sized photograph for each player should also be sent with this form.

Federation:	
Name as per passport:	Preferred name for results/media:
Country:	City/Town/Region:
Male/Female:	Age:
Years in Bowling? :	Right or Left Handed? :
Weight of Ball:	High Game:
High 3 Series:	High 6 Series:
Have you ever bowled on TV? :	Favourite Bowler? :
Home Bowling Centre:	Coach's name:
International Tournament Titles:	
National/Home Country Titles:	
Bowling Honours (Bowler of the Year, Sportsperson, etc):	
Bowling Goals:	

DEADLINE FOR THIS FORM IS 31st OCTOBER 2008

Form H: Ball Registration

*Pre-fill white fields only

Player Name:	Federation/Country:	Date:
---------------------	----------------------------	--------------

Ball	Serial Number	EL	WB	HA	AC	RE	SE

EL-Eligible / WB-Weight and Balance / HA-Hardness / AC-Accepted / RE-Rejected / SE-Selected by Athlete

NOTES: _____

This ball check carried out by: _____